

<b>Description</b>	Adjustable pressure switch for monitoring pressure, vacuum and differential pressure. From the 6 bar device on two turns of the adjusting knob are necessary for the whole adjustment range, so the scale on the knob is inappropriate.		
<b>Media</b>	compressed air, non-corrosive gases or liquids	<b>Overpressure</b>	see chart
<b>Switch contact</b>	SPDT switch with silver contact, optionally gold contact	<b>Vibration resistance</b>	20 g
<b>Contact load</b>	2 A at 24 V DC, 6 A at 250 V AC	<b>Switching time</b>	30 ms
<b>Electrical connector</b>	AMP spade terminal, 6.3 x 8 mm, according to DIN 46244	<b>Hysteresis</b>	see chart
<b>Life cycle</b>	10 <sup>6</sup> switching cycles	<b>Protection class</b>	IP 65 w/ coupling socket
<b>Certifications</b>	VDE, TÜV design test, optionally Atex	<b>Temperature range</b>	-20 °C to 85 °C / -4 °F to 185 °F for NBR/Buna-N, EPDM and polyamide, up to 130 °C / 266 °F for FKM
<b>Mounting position</b>	any, but indication needed for switch point < 100 mbar	<b>Material</b>	Body: Zytel, a high-quality polyamide Elastomer: NBR/Buna-N, optionally EPDM, FKM or special FKM (saturated steam-resistant) Pressure connection: brass, at DSP-W polyamide, optionally stainless steel or PVDF

**5 ... 20 mbar / 12 bar**  
**-5 ... -20 / -700 mbar**

Switches  
12

Dimensions		Overpressure protection	hysteresis max.	Measurement range	Order number
B	Ø	< bar	mbar / bar	mbar / bar	
mm	mm				D*

Pressure switch G <sup>1</sup> / <sub>4</sub> male, for low pressure			wetted sections: brass and NBR/Buna-N, scale toleranz 10%		DSP-D
68	45	0.5	3 mbar	5 ... 20 mbar	DSP-DB2
		0.5	5 mbar	10 ... 50 mbar	DSP-DB5
		0.5	10 mbar	25 ... 100 mbar	DSP-DC1
		1.0	20 mbar	50 ... 250 mbar	DSP-DC2
		1.0	50 mbar	100 ... 500 mbar	DSP-DC5
		10	150 mbar	0.25 ... 1.0 bar	DSP-D01
		10	250 mbar	0.5 ... 1.5 bar	DSP-D02
		10	500 mbar	1 ... 3.0 bar	DSP-D03
		25	0.5 / 2 bar*	1 ... 6.0 bar	DSP-D06
		25	0.5 / 2 bar*	4 ... 9.0 bar	DSP-D09
		25	0.5 / 2 bar*	7 ... 12 bar	DSP-D12



DSP-D09

Pressure switch G <sup>1</sup> / <sub>4</sub> male			wetted sections: brass and NBR/Buna-N, scale toleranz 10%		DSP-V
68	45	0.5	3 mbar	-5 ... - 20 mbar	DSP-V02
		0.5	5 mbar	-10 ... - 50 mbar	DSP-V05
		0.5	10 mbar	-25 ... -100 mbar	DSP-V10
		0.5	20 mbar	-50 ... -125 mbar	DSP-V12
		1.0	25 mbar	-75 ... -200 mbar	DSP-V20
		1.0	30 mbar	-100 ... -300 mbar	DSP-V30
		1.0	75 mbar	-200 ... -500 mbar	DSP-V50
		1.0	75 mbar	-300 ... -700 mbar	DSP-V70



DSP-W

Differential press. switch, nipple Ø 6.5			wetted sections: polyamide and NBR/Buna-N, scale toleranz 10%		DSP-W
77	45	0.1	3 mbar	5 ... 20 mbar	DSP-W20
		0.1	5 mbar	10 ... 50 mbar	DSP-W50

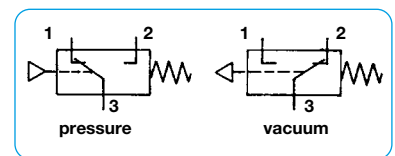


DSQ-KAP5

DSQ-KAP4

## Special options, add the appropriate letter

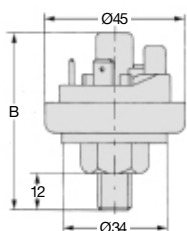
<b>factory-set pressure</b>		DSQ- . . .
<b>G<sup>1</sup>/<sub>8</sub> male</b>	pressure port thread, (not for DSP-W)	DSP- . . . 1
<b>stainless steel port</b>	pressure port thread, 1.4401, (not for DSP-W)	DSP- . . . S
<b>FKM elastomer</b>	max. 130 °C / 266 °F	DSP- . . . V
<b>EPDM elastomer</b>		DSP- . . . E
<b>increased overpressure</b>	max. 4 bar for pressure measurement range < 1 bar	DSP- . . . U
<b>gold contact</b>	max. 24 V AC, 100 mA	DSP- . . . G
<b>Ex-i-Atex</b>	II 1/2G Ex ia IIB T4 and II 1/2G Ex ia IIC T4	DSP- . . . EX
<b>Ex-ii-Atex</b>	II 1/2G Ex ia IIB T4 and II 1/2G Ex ia IIC T4	DSP- . . . SEX



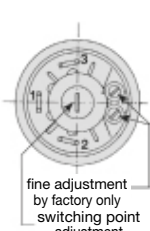
pin configuration

## Accessories, enclosed

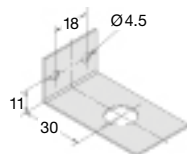
<b>mounting bracket</b>	made of steel, including nut	for G <sup>1</sup> / <sub>4</sub>	<b>BW14-01</b>
<b>protection cap</b>	angular, cable feedthrough Ø 5 mm	IP44	<b>DS-KAP4</b>
	angular, high-strength cable gland Pg 9	IP54	<b>DS-KAP5</b>
		IP65	<b>DS-KAP6</b>



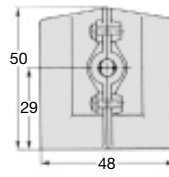
DSP/ DSQ



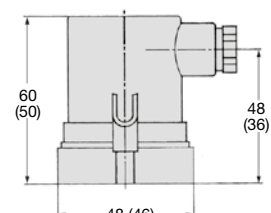
top view DS.



BW14-01



DS-KAP4



DS-KAP5 (-KAP6)

\* 0.5 bar at the beginning, 2 bar at the end of the pressure range

\* Product group

